




data
iku



Marie Vollmar
Enterprise AI Strategist
marie.vollmar@dataiku.com



How we've seen it work



Connect people to data
with persona relevant interface and tools



Connect people to people

For relevance, reuse, governance and deployment












Connect people to systems
Storage and compute in place today
(and tomorrow)



What we have had the opportunity to see




















Enterprise AI: Unique Journeys, Shared Challenges

A wide array of use cases

 Production Improvements	 Predictive Maintenance	 Market Analysis
 Fraud detection	 Risk Analysis	 Product Recommendation
 Logistics optimization	 Pricing	 Churn Prediction

And many, many, many more

Across many industries

<p>Manufacturing</p>  	<p>Financial Services</p>  
<p>Services</p>  	<p>Consumer Goods</p>  
<p>Technology</p>  	<p>Consulting</p>  
<p>E-Retail</p>  	<p>Media</p>  
<p>Healthcare</p>  	<p>Travel</p>  



data
iku